



## Shri Vaishnav Vidyapeeth Vishwavidyalaya, Indore

### Shri Vaishnav Institute of Textile Technology Choice Based Credit System (CBCS) in Light of NEP-2020 B. Des. in Fashion Design (2023-27)

COURSE CODE	CATEGORY	COURSE NAME	TEACHING & EVALUATION SCHEME									
			THEORY			PRACTICAL		L	T	P	S	CREDITS
			END SEM University Exam	Two Term Exam	Teachers Assessment*	END SEM University Exam	Teachers Assessment*					
BDFD201	BS	TEXTILE SCIENCE - II	60	20	20	30	20	3	0	2	0	4

**Legends:** L - Lecture; T - Tutorial/Teacher Guided Student Activity; P - Practical; C - Credit; S - Studio.

\***Teacher Assessment** shall be based following components: Quiz/Assignment/ Project/Participation in Class, given that no component shall exceed more than 10 marks.

#### Course Educational Objectives (CEOs):

1. This course will provide a comprehensive knowledge of textile chemical processing.
2. This course will develop conceptual knowledge of different technical textile products.
3. This course will develop conceptual knowledge of garment manufacturing.

#### Course Outcomes (COs):

After completion of this course the students will be able

Students will be able to:

1. To understand the preparatory processes of chemical processing of textiles.
2. To explain the basic properties of dyeing of various textile fibers.
3. To understand the printing and finishing process on textiles.
4. To understand the garment manufacturing process.
5. To understand the various aspects of technical textiles.

#### Syllabus

##### Unit-I Dyeing Preparatory Processes


7 hours

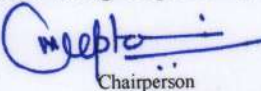
Sequence of chemical processing of textiles. Aims of preparatory processes, Preparation of cotton materials: singeing, desizing, scouring, Bleaching, mercerization, Preparation of protein fiber based materials: Scouring and bleaching of wool, Degumming of silk. Preparation of synthetic materials: Heat setting of synthetic textiles.

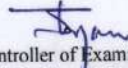
##### Unit-II Textile Dyeing


10 hours

Properties of dyes, Classification of dyes, adsorption, diffusion and fixation of dye on fiber. Method of dyeing of cellulosic fibers with Direct dye, reactive dye, vat dye and sulfur dye. Dyeing of protein fibers with acid dye and reactive dye Dyeing of polyester, nylon, acrylic and other synthetics fibers using disperse dye.

  
Chairperson  
Board of Studies  
Shri Vaishnav Vidyapeeth  
Vishwavidyalaya, Indore

  
Chairperson  
Faculty of Studies  
Shri Vaishnav Vidyapeeth  
Vishwavidyalaya, Indore

  
Controller of Examination  
Shri Vaishnav Vidyapeeth  
Vishwavidyalaya, Indore

  
Joint Registrar  
Shri Vaishnav Vidyapeeth  
Vishwavidyalaya, Indore



## Shri Vaishnav Vidyapeeth Vishwavidyalaya, Indore

### Shri Vaishnav Institute of Textile Technology Choice Based Credit System (CBCS) in Light of NEP-2020 B. Des. in Fashion Design (2023-27)

COURSE CODE	CATEGORY	COURSE NAME	TEACHING & EVALUATION SCHEME									
			THEORY			PRACTICAL		L	T	P	S	CREDITS
			END SEM University Exam	Two Term Exam	Teachers Assessment*	END SEM University Exam	Teachers Assessment*					
BDFD201	BS	TEXTILE SCIENCE - II	60	20	20	30	20	3	0	2	0	4

**Legends:** L - Lecture; T - Tutorial/Teacher Guided Student Activity; P - Practical; C - Credit; S - Studio.

\*Teacher Assessment shall be based following components: Quiz/Assignment/ Project/Participation in Class, given that no component shall exceed more than 10 marks.

#### Unit-III Textile Printing and Finishing

10 hours

Introduction and objectives of printing, Different methods and different styles of printing, Printing ingredients, after-treatment processes. Introduction and objectives of finishing, classification of finishing, principle of application of various finishing processes on textile materials: crease resistant finishing, softener, water repellent finishing, flame retardant finishing, antimicrobial finishing etc.

#### Unit-IV Garment manufacturing

9 Hours

Introduction and objectives of Garment manufacturing technology, overview of garment industry, process flow chat of garment manufacturing. Brief description of garment sampling, grading, marking, spreading, cutting, sewing, finishing and packing.


#### Unit-V Technical Textiles


9 hours


Introduction to technical textiles, High performance fibers: carbon, aramid, ceramic, HDPE, PTFE, Technical yarns, technical fabrics, Application of technical textiles: Agro textiles, Filtration, Composite, Geotextiles, Medical Textiles, Automobiles, Protection, Sports, Packaging, Home textiles.


#### List of Experiments (Expand it if needed):

1. Scouring of cotton fabric sample using Sodium hydroxide.
2. Bleaching of cotton fabric sample using Hydrogen peroxide.
3. Dyeing of cotton fabric sample using reactive dye.
4. Dyeing of silk or wool fabric sample using acid dye.
5. Dyeing of polyester fabric sample using disperse dye.
6. Printing of cotton or Polyester/cotton fabric using pigment by block printing method
7. Printing of cotton fabric using resist style of printing (Tie and dye or Batik printing)

  
Chairperson  
Board of Studies  
Shri Vaishnav Vidyapeeth  
Vishwavidyalaya, Indore

  
Chairperson  
Faculty of Studies  
Shri Vaishnav Vidyapeeth  
Vishwavidyalaya, Indore

  
Controller of Examination  
Shri Vaishnav Vidyapeeth  
Vishwavidyalaya, Indore

  
Joint Registrar  
Shri Vaishnav Vidyapeeth  
Vishwavidyalaya, Indore



## Shri Vaishnav Vidyapeeth Vishwavidyalaya, Indore

### Shri Vaishnav Institute of Textile Technology Choice Based Credit System (CBCS) in Light of NEP-2020 B. Des. in Fashion Design (2023-27)

COURSE CODE	CATEGORY	COURSE NAME	TEACHING & EVALUATION SCHEME									
			THEORY			PRACTICAL		L	T	P	S	CREDITS
			END SEM University Exam	Two Term Exam	Teachers Assessment*	END SEM University Exam	Teachers Assessment*					
BDFD201	BS	TEXTILE SCIENCE - II	60	20	20	30	20	3	0	2	0	4

Legends: L - Lecture; T - Tutorial/Teacher Guided Student Activity; P – Practical; C – Credit; S - Studio.

\*Teacher Assessment shall be based following components: Quiz/Assignment/ Project/Participation in Class, given that no component shall exceed more than 10 marks.


8. Study of process flow of garment manufacturing process
9. To study the different parts of sewing machine with their functions
10. Collection and identification of different types of technical textiles


#### Textbooks:


1. Textile Preparation and Dyeing, Asim Kumar Roy Choudhury, Society of Dyers and Colourists, India, 2011
2. Introduction to Clothing Manufacture, 2nd Edition, Gerry Cooklin, Steven George Hayes (Editor), John McLoughlin (Editor), Wiley – Blackwell Publishers, 2006
3. Technical Textile Yarns, Edited by R. Alagurusamy and A. Das, Woodhead Publishing Limited, 2010.
4. Chemical finishing of Textiles, W.D. Schindler, P.J. Hauser, Woodhead Publishing, 2004
5. Textile Printing, Leslie W.C. Miles, Society of Dyers and Colourists, UK, 2003

#### References:

1. Technology of Dyeing, V A Shenai, N M Saraf, Sevak Publications, Bombay, 1996
2. Technology of Printing, V A Shenai, N M Saraf, Sevak Publications, Bombay, 1998
3. Technology of Finishing, V A Shenai, N M Saraf, Sevak Publications, Bombay, 1996
4. Garment Technology for Fashion Designers, Gerry Cooklin, Steven George Hayes, John McLoughlin, Dorothy Fairclough, John Wiley & Sons, 2011
5. Handbook of Technical Textiles, Edited by A. R. Horrocks and S. C. Anand, CRC Press, 2000.

  
Chairperson  
Board of Studies  
Shri Vaishnav Vidyapeeth  
Vishwavidyalaya, Indore

  
Chairperson  
Faculty of Studies  
Shri Vaishnav Vidyapeeth  
Vishwavidyalaya, Indore

  
Controller of Examination  
Shri Vaishnav Vidyapeeth  
Vishwavidyalaya, Indore

  
Joint Registrar  
Shri Vaishnav Vidyapeeth  
Vishwavidyalaya, Indore



## Shri Vaishnav Vidyapeeth Vishwavidyalaya, Indore

### Shri Vaishnav Institute of Textile Technology Choice Based Credit System (CBCS) in Light of NEP-2020 B. Des. in Fashion Design (2023-27)

COURSE CODE	CATEGORY	COURSE NAME	TEACHING & EVALUATION SCHEME										
			THEORY			PRACTICAL			L	T	P	S	CREDITS
			END SEM University Exam	Two Term Exam	Teachers Assessment*	END SEM University Exam	Teachers Assessment*						
BDFD202	PC	Elements of Design	60	20	20	30	20	2	0	2	2	5	

**Legends:** L - Lecture; T - Tutorial/Teacher Guided Student Activity; P - Practical C - Credit; S - Studio.  
\*Teacher Assessment shall be based following components: Quiz/Assignment/ Project/Participation in Class, given that no component shall exceed more than 10 marks.

#### Course Educational Objectives (CEOs):

1. To know about details about elements of design.
2. Develop the knowledge and types designs of the Fashion.
3. To know about placement of develop design.

#### Course Outcomes (COs):

After completion of this course the students will be able

1. To study about elements of design and basics of color.
2. To analyze the types of texture in designer garments.
3. To apply the principal of design in fabrics and its characteristics.
4. To create various types of Design and its Development.
5. To understand the designs and their placements in fashion.

#### Syllabus

##### Unit-I Detail Elements of Design

6H

Elements of design in 2-D and their definitions; point, line, shape, form, space, texture, value, colour and material. Psychological impact of color – warm, cool and neutral colors, impact of specific hues, meanings of color, color and form, color and light, color and surface qualities, color and distances and scales. Problems with color.


##### Unit-II Type of Texture


6H

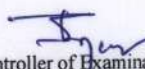
Textures: Definition, Thread pulling, Thread rolling, Wax, Smoke, Blade, Leave/Flower, Foam, cotton, Jute, vegetables, Straw, texture, Back pencil, figures, Knife, Comb texture.

##### Unit-III The Principal of Design

6H

  
Chairperson  
Board of Studies  
Shri Vaishnav Vidyapeeth  
Vishwavidyalaya, Indore

  
Chairperson  
Faculty of Studies  
Shri Vaishnav Vidyapeeth  
Vishwavidyalaya, Indore

  
Controller of Examination  
Shri Vaishnav Vidyapeeth  
Vishwavidyalaya, Indore

  
Joint Registrar  
Shri Vaishnav Vidyapeeth  
Vishwavidyalaya, Indore



## Shri Vaishnav Vidyapeeth Vishwavidyalaya, Indore

### Shri Vaishnav Institute of Textile Technology Choice Based Credit System (CBCS) in Light of NEP-2020 B. Des. in Fashion Design (2023-27)

COURSE CODE	CATEGORY	COURSE NAME	TEACHING & EVALUATION SCHEME										
			THEORY			PRACTICAL			L	T	P	S	CREDITS
			END SEM University Exam	Two Term Exam	Teachers Assessment*	END SEM University Exam	Teachers Assessment*						
BDFD202	PC	Elements of Design	60	20	20	30	20	2	0	2	2	5	

**Legends:** L - Lecture; T - Tutorial/Teacher Guided Student Activity; P – Practical C – Credit: S - Studio.

\***Teacher Assessment** shall be based following components: Quiz/Assignment/ Project/Participation in Class, given that no component shall exceed more than 10 marks.

How to use tools to make art: Pattern, Contrast, Emphasis, Balance, Proportion /scale, Harmony, Rhythm movement. Basics of design and its characteristics

#### Unit-IV Design types and Development

6H

Design development- Structural designing, Decorative designing. Design types: Geometric design, Abstract design, Natural design, Stylized design, Symbolic design, Decorative design.

#### Unit V- Design Placement and development:

6H


Side or Spot or Tossed layout, Half –drop layout, border layout, All- over layout, Design placement and development. various application of design.

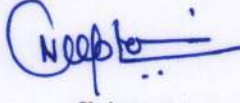
#### Textbook:


1. The Elements of Design, Noel Riley and Patricia Bayer, Free press,2003.
2. Elements of Design, Gail Greet Hannah, Princeton Architectural Press ,2002.
3. Elements Of Fashion and Apparel Design, G.J. Sumathi, New Age International Private Limited, 2002

#### References:

1. Understanding color, an introduction for designers, Linda Holtz Schue, Wiley, New York, 2017.
2. Architecture Form, space, and Order, 3rd ed., Ching, Francis D.K., Van Nostrand Reinhold, New York, 2007.
3. Decorative Designs of Frank Lloyd Wright, Hanks, A. David., Dover Publications, Inc. New York, 2003
4. Elements and Principles of Design Kindle Edition, Zena O'Connor, Design Research Associates @ eBook Production, Sydney 2014

  
Chairperson  
Board of Studies  
Shri Vaishnav Vidyapeeth  
Vishwavidyalaya, Indore

  
Chairperson  
Faculty of Studies  
Shri Vaishnav Vidyapeeth  
Vishwavidyalaya, Indore

  
Controller of Examination  
Shri Vaishnav Vidyapeeth  
Vishwavidyalaya, Indore

  
Joint Registrar  
Shri Vaishnav Vidyapeeth  
Vishwavidyalaya, Indore



## Shri Vaishnav Vidyapeeth Vishwavidyalaya, Indore

### Shri Vaishnav Institute of Textile Technology Choice Based Credit System (CBCS) in Light of NEP-2020 B. Des. in Fashion Design (2023-27)

COURSE CODE	CATEGORY	COURSE NAME	TEACHING & EVALUATION SCHEME									
			THEORY			PRACTICAL		L	T	P	S	CREDITS
			END SEM University Exam	Two Term Exam	Teachers Assessment*	END SEM University Exam	Teachers Assessment*					
BDFD202	PC	Elements of Design	60	20	20	30	20	2	0	2	2	5

**Legends:** L - Lecture; T - Tutorial/Teacher Guided Student Activity; P – Practical C – C2credit; S - Studio.  
\*Teacher Assessment shall be based following components: Quiz/Assignment/ Project/Participation in Class, given that no component shall exceed more than 10 marks.


#### List of Experiments (Expand it if needed):


1. To study, draw and apply the types of elements of design.
2. To study, draw and apply the types of principle of design.
3. Draw types of textures and apply on the fashion/garments.
4. Draw design types and their development and prepare some creation on fabrics.
5. Draw some new and different texture with the help of nature and create on sheets and fabrics.
6. Prepare some sample with the help of design development types. and create on sheets and fabrics.
7. Draw different types of design placement half-drop, full drop, side, all-over layout through design development.
8. Prepare some design with the help of Side or Spot or Tossed Layout.
9. Prepare some design with the help of Half –Drop Layout.
10. Illustrate one sample on fabric with the help of EOD.


#### Studio Work

1. Design one women garment with the help of principle and elements of design.
2. Design one women garment with the help of textures.
3. Design one Kids/Men's wear garment with the help of design development and their placement.

  
Chairperson  
Board of Studies  
Shri Vaishnav Vidyapeeth  
Vishwavidyalaya, Indore

  
Chairperson  
Faculty of Studies  
Shri Vaishnav Vidyapeeth  
Vishwavidyalaya, Indore

  
Controller of Examination  
Shri Vaishnav Vidyapeeth  
Vishwavidyalaya, Indore

  
Joint Registrar  
Shri Vaishnav Vidyapeeth  
Vishwavidyalaya, Indore



## Shri Vaishnav Vidyapeeth Vishwavidyalaya, Indore

### Shri Vaishnav Institute of Textile Technology Choice Based Credit System (CBCS) in Light of NEP-2020 B. Des. in Fashion Design (2023-27)

COURSE CODE	CATEGORY	COURSE NAME	TEACHING & EVALUATION SCHEME										
			THEORY			PRACTICAL			L	T	P	S	CREDITS
			END SEM University Exam	Two Term Exam	Teachers Assessment	END SEM University Exam	Teachers Assessment						
BDFD203	PC	Fashion Sketching	-	-	-	.	50	0	0	2	1	2	

**Legends:** L - Lecture; T - Tutorial/Teacher Guided Student Activity; P – Practical C – C2redit: S - Studio.

\***Teacher Assessment** shall be based following components: Quiz/Assignment/ Project/Participation in Class, given that no component shall exceed more than 10 marks.

#### Course Educational Objectives (CEOs):

1. To study the fashion sketching techniques
2. To study and understand colour theory, material and its uses.

#### Course Outcomes (COs):

After completion of this course the students will be able to


1. Understand about the uses of different types of pencil.
2. Utilize available colour tools for design.
3. Understand about the types of sheets and fashion sketching.
4. Understand about the types of colours and their uses.
5. Apply the colours with different colour techniques.


#### References:


1. Fashion Illustration Techniques: A Super Reference Book for Beginners , Zeshu Takamura Paperback Import,2012.
2. Drawing Perspective, Step by Step, Loft publication, Spain, FKG,2012
3. Fashion Illustration, Anna Kiper, David & Charles Book, 2011
4. New Fashion Illustration (New Illustration Series) English, Paperback, Martin Dawber 2006
5. [https://msvetterochs.weebly.com/uploads/4/0/3/8/40384243/sketching\\_garments\\_&\\_detail](https://msvetterochs.weebly.com/uploads/4/0/3/8/40384243/sketching_garments_&_detail)
6. <http://www.ytech.edu/common/pages/DisplayFile.aspx?itemId=20658920>
7. [http://www.floobynooby.com/pdfs/Perspective\\_Drawing\\_Handbook-JosephDAmelio.pdf](http://www.floobynooby.com/pdfs/Perspective_Drawing_Handbook-JosephDAmelio.pdf)


#### List of Experiments (Expand it if needed):

1. Knowledge about usage of different points of pencils, handling of pencils, practicing lines and tone building exercises.
2. Pencil Techniques- Used Types of Lines and create some design.

  
Chairperson  
Board of Studies  
Shri Vaishnav Vidyapeeth  
Vishwavidyalaya, Indore

  
Chairperson  
Faculty of Studies  
Shri Vaishnav Vidyapeeth  
Vishwavidyalaya, Indore

  
Controller of Examination  
Shri Vaishnav Vidyapeeth  
Vishwavidyalaya, Indore

  
Joint Registrar  
Shri Vaishnav Vidyapeeth  
Vishwavidyalaya, Indore



## Shri Vaishnav Vidyapeeth Vishwavidyalaya, Indore

### Shri Vaishnav Institute of Textile Technology

#### Choice Based Credit System (CBCS) in Light of NEP-2020

#### B. Des. in Fashion Design (2023-27)

COURSE CODE	CATEGORY	COURSE NAME	TEACHING & EVALUATION SCHEME									
			THEORY			PRACTICAL		L	T	P	S	CREDITS
			END SEM University Exam	Two Term Exam	Teachers Assessment	END SEM University Exam	Teachers Assessment					
BDFD203	PC	Fashion Sketching	-	-	-	.	50	0	0	2	1	2


**Legends:** L - Lecture; T - Tutorial/Teacher Guided Student Activity; P – Practical C – C2credit: S - Studio.


\*Teacher Assessment shall be based following components: Quiz/Assignment/ Project/Participation in Class, given that no component shall exceed more than 10 marks.


3. Natural geometric forms with emphasis on depth and dimension, detail & texture, sunlight & shadow.
4. Color pencils – used for different kinds of rendering. prepare some sample.
5. Wax crayons – Wax crayons tend to create a grainy texture.
6. Oil pastels- used extensively to create a lot of different textures depending on the pressure and handling.
7. Marker pens-Used for loose rendering with a hint of the colors of the fabrics. They can be enhanced, if used as a base color and another media is used to detail the illustration.
8. Poster colors –be used to render fabrics – light or heavy depending on the handling of the medium., prepare some sample.
9. Gateway sheets – They are semi-transparent sheets but thicker than a tracing paper. Ivory sheets, Cartridge sheets.
10. Drawing paper – You get drawing paper in different types and different weights.


#### Studio Work

1. Pencil shading on sheet.
2. Draw some design motifs in “8x8” blocks using different types of sheets.
3. Fabric painting on clothes.
4. Texture painting on cloths

  
Chairperson  
Board of Studies  
Shri Vaishnav Vidyapeeth  
Vishwavidyalaya, Indore

  
Chairperson  
Faculty of Studies  
Shri Vaishnav Vidyapeeth  
Vishwavidyalaya, Indore

  
Controller of Examination  
Shri Vaishnav Vidyapeeth  
Vishwavidyalaya, Indore

  
Joint Registrar  
Shri Vaishnav Vidyapeeth  
Vishwavidyalaya, Indore





# Shri Vaishnav Vidyapeeth Vishwavidyalaya, Indore

## Shri Vaishnav Institute of Textile Technology Choice Based Credit System (CBCS) in Light of NEP-2020 B. Des. in Fashion Design (2023-27)

COURSE CODE	CATEGORY	COURSE NAME	TEACHING & EVALUATION SCHEME										
			THEORY			PRACTICAL			L	T	P	S	CREDITS
			END SEM University Exam	Two Term Exam	Teachers Assessment*	END SEM University Exam	Teachers Assessment*						
BDFD204	PC	Surface Ornamentation	60	20	20	30	20	3	0	2	2	6	

**Legends:** L - Lecture; T - Tutorial/Teacher Guided Student Activity; P – Practical; C – Credit; S - Studio.

\***Teacher Assessment** shall be based following components: Quiz/Assignment/ Project/Participation in Class, given that no component shall exceed more than 10 marks.

### Course Educational Objectives (CEOs):

1. To understand basics about embroideries general rules for hand embroidery.
2. To develop understanding of the different types of traditional embroideries and their end uses.
3. To develop knowledge of machine embroideries and types of surface embellishment techniques.

### Course Outcomes (COs):

After completion of this course the students will be able

1. To understand the usage of hand embroidery.
2. To create and apply the designs using basic stitches.
3. To understand the knowledge of using design of Indian traditional embroideries.
4. To apply the knowledge for making various ornamentation techniques.
5. To study in detail about machine embroidery techniques.

### Syllabus

#### Unit-I Introduction to Embroidery

9H

Introduction to Embroidery: Definition, History of embroidery, general rules for hand embroidery, Design transfer techniques, Tools for hand embroidery, Selection of needle, threads, and fabrics for embroidery.

#### Unit-II Basic Hand Stitches


9H


Identification & Handling of trade related tools, threads, and Fabric. Basic Hand Stiches: Running stitch, Back, couching, buttonhole, satin, long and short, wheat, chain, stem, herringbone, cross stitch, knotted stitches, French knot, bullion knot, fish bone stitch.


#### Unit-III Indian Traditional Embroideries


9H

Indian Traditional Embroideries: Phulkari, Kasuti, Kashmiri embroidery, kutch embroidery, chikankari, kantha, Chamba Rumal, Toda. stitches, designs, colors, materials used, and their end uses.

  
Chairperson  
Board of Studies  
Shri Vaishnav Vidyapeeth  
Vishwavidyalaya, Indore

  
Chairperson  
Faculty of Studies  
Shri Vaishnav Vidyapeeth  
Vishwavidyalaya, Indore

  
Controller of Examination  
Shri Vaishnav Vidyapeeth  
Vishwavidyalaya, Indore

  
Joint Registrar  
Shri Vaishnav Vidyapeeth  
Vishwavidyalaya, Indore



## Shri Vaishnav Vidyapeeth Vishwavidyalaya, Indore

### Shri Vaishnav Institute of Textile Technology Choice Based Credit System (CBCS) in Light of NEP-2020 B. Des. in Fashion Design (2023-27)

COURSE CODE	CATEGORY	COURSE NAME	TEACHING & EVALUATION SCHEME									
			THEORY			PRACTICAL		L	T	P	S	CREDITS
			END SEM University Exam	Two Term Exam	Teachers Assessment*	END SEM University Exam	Teachers Assessment*					
BDFD204	PC	Surface Ornamentation	60	20	20	30	20	3	0	2	2	6

**Legends:** L - Lecture; T - Tutorial/Teacher Guided Student Activity; P – Practical; C – Credit: S - Studio.

\***Teacher Assessment** shall be based following components: Quiz/Assignment/ Project/Participation in Class, given that no component shall exceed more than 10 marks.

#### Unit-IV. Ornamentation Techniques:

9H

Applique work, Patch work, Mirror work, Cutwork, Eyelet work, lace work, shaded embroidery, shadow work, bead, and sequins work, Zardozi work.

#### Unit-V Machine Embroidery

9H


Machine Embroidery: Definition, History of embroidery machine, Advantages of embroidery machines, types of needles, frames, bobbins, Selection of frames to design, bobbin thread embroidery, Selection of Fabric, needle thread and bobbin thread and suitable stitches for embroidery using computer, sequin embroidery.


#### Textbooks:


1. Patterns -Creative Doodle Coloring Book for Beginners and Adults by Dreamland Publications | 2021
2. Hand Embroidery Stitches for Everyone, 1st Edition:
3. A step-by-step pictorial guide to 200 embroidery stitches with patterns and a bit of history (Sarah's Hand Embroidery Tutorials) Kindle Edition by Juby Aleyas Koll , Roxy Mathew Koll.


#### References:

1. Embroidery Designs, Navneet Publications, Ahmedabad, Mistry N.C., 2004
2. Traditional Embroideries of India., Naik S. D.,A.P.H Publishing, Corporation, 1996 New Delhi.
3. Embroidered Textiles: Traditional Patterns from Five Continents with a Worldwide Guide to Identification. Thames & Hudson Inc., Paine S., 1997, New York, U.S.A.
4. Inspirational Ideas for Embroidery on Clothes and Accessories. Search Press Ltd., Wellwood, Great Britain, Lawther G., 1993.

  
Chairperson  
Board of Studies  
Shri Vaishnav Vidyapeeth  
Vishwavidyalaya, Indore

  
Chairperson  
Faculty of Studies  
Shri Vaishnav Vidyapeeth  
Vishwavidyalaya, Indore

  
Controller of Examination  
Shri Vaishnav Vidyapeeth  
Vishwavidyalaya, Indore

  
Joint Registrar  
Shri Vaishnav Vidyapeeth  
Vishwavidyalaya, Indore



## Shri Vaishnav Vidyapeeth Vishwavidyalaya, Indore

### Shri Vaishnav Institute of Textile Technology Choice Based Credit System (CBCS) in Light of NEP-2020 B. Des. in Fashion Design (2023-27)

COURSE CODE	CATEGORY	COURSE NAME	TEACHING & EVALUATION SCHEME									
			THEORY			PRACTICAL		L	T	P	S	CREDITS
			END SEM University Exam	Two Term Exam	Teachers Assessment*	END SEM University Exam	Teachers Assessment*					
BDFD204	PC	Surface Ornamentation	60	20	20	30	20	3	0	2	2	6

**Legends:** L - Lecture; T - Tutorial/Teacher Guided Student Activity; P – Practical; C – Credit; S - Studio.


\*Teacher Assessment shall be based following components: Quiz/Assignment/ Project/Participation in Class, given that no component shall exceed more than 10 marks.


#### List of Experiments (Expand it if needed):


1. To study and prepare samples of various hand embroidery knotted stitches.
2. Illustrate and construct different styles of various fashion accessories using different types of hand embroideries like chain ,running ,stem, herringbone etc.
3. Study historical background of motifs, colours, and materials used in phulkari ,chikankari embroidery
4. Study historical background of motifs, colours, and materials used in Kasuti , and Kantha embroidery.
5. Study historical background of motifs, colours, and materials used in Gujrat and Kutch embroidery.
6. Illustrate and construct a sample for female garment with the help of Indian traditional embroideries.
7. Study historical background of motifs, colours, and materials used in.types of Indian surface embellishments work.
8. Illustrate and construct a sample for female garment with the help of traditional Mirror work and zardozi work.
9. Study the materials and tools used for machine embroidery.
10. Study computerized embroidery machine.


#### Studio Work:

1. To do various patch work on damaged fabric.
2. Prepare one sample women stall with the help of traditional embroideries.
3. Prepare one sample women neckline design with the help of mirror and zardozi work.

  
Chairperson  
Board of Studies  
Shri Vaishnav Vidyapeeth  
Vishwavidyalaya, Indore

  
Chairperson  
Faculty of Studies  
Shri Vaishnav Vidyapeeth  
Vishwavidyalaya, Indore

  
Controller of Examination  
Shri Vaishnav Vidyapeeth  
Vishwavidyalaya, Indore

  
Joint Registrar  
Shri Vaishnav Vidyapeeth  
Vishwavidyalaya, Indore



**Shri Vaishnav Vidyapeeth Vishwavidyalaya, Indore**  
**Shri Vaishnav Institute of Textile Technology**  
**Choice Based Credit System (CBCS) in Light of NEP-2020**  
**B. Des. in Fashion Design (2023-27)**

COURSE CODE	CATEGORY	COURSE NAME	TEACHING & EVALUATION SCHEME									
			THEORY			PRACTICAL		L	T	P	S	CREDITS
			END SEM University Exam	Two Term Exam	Teachers Assessment *	END SEM University Exam	Teachers Assessment *					
BDFD205	PC	Pattern Construction- I	60	20	20	30	20	2	0	2	2	5

**Legends:** L - Lecture; T - Tutorial/Teacher Guided Student Activity; P – Practical; C – Credit: S - Studio.

\*Teacher Assessment shall be based following components: Quiz/Assignment/ Project/Participation in Class, given that no component shall exceed more than 10 marks.

**Course Educational Objectives (CEOs):**

1. To know the pattern making process.
2. To develop the knowledge and skills for pattern making
3. To evaluate and analyze the types of pattern, blocks and their application in dress making.

**Course Outcomes (COs):**

After completion of this course the students will be able

1. To develop creative approach with technical techniques for pattern making.
2. To apply knowledge & skills in pattern making.
3. To develop different patterns for dress making.
4. To develop variation of cut component parts of the garments.
5. To apply knowledge & skill in Marker making.

**Syllabus**

**Unit-I Concept of Pattern Making:**

6H

Concept & need of pattern making, Tools & Techniques of pattern making. Role and Methods for Size Measurements. Different Size Charts for Pattern making with seam allowances.

**Unit-II Pattern making of bodies**

6H

Front & back block of Women dress- Salwar, Churidar, Plain Kurta, Kadidar Kurta.

**Unit-III Pattern making for blouse**

6H


Paper pattern for different types of Saree blouse, Choli blouse, Stylish blouse.


**Unit-IV Pattern making for Sleeve, Collar**

6H

Paper pattern for different types of Sleeves, color with style.

  
Chairperson  
Board of Studies  
Shri Vaishnav Vidyapeeth  
Vishwavidyalaya, Indore

  
Chairperson  
Faculty of Studies  
Shri Vaishnav Vidyapeeth  
Vishwavidyalaya, Indore

  
Controller of Examination  
Shri Vaishnav Vidyapeeth  
Vishwavidyalaya, Indore

  
Joint Registrar  
Shri Vaishnav Vidyapeeth  
Vishwavidyalaya, Indore



**Shri Vaishnav Vidyapeeth Vishwavidyalaya, Indore**  
**Shri Vaishnav Institute of Textile Technology**  
**Choice Based Credit System (CBCS) in Light of NEP-2020**  
**B. Des. in Fashion Design (2023-27)**

COURSE CODE	CATEGORY	COURSE NAME	TEACHING & EVALUATION SCHEME									
			THEORY			PRACTICAL		L	T	P	S	CREDITS
			END SEM University Exam	Two Term Exam	Teachers Assessment *	END SEM University Exam	Teachers Assessment *					
BDFD205	PC	Pattern Construction- I	60	20	20	30	20	2	0	2	2	5

**Legends:** L - Lecture; T - Tutorial/Teacher Guided Student Activity; P – Practical; C – Credit; S - Studio.

\***Teacher Assessment** shall be based following components: Quiz/Assignment/ Project/Participation in Class, given that no component shall exceed more than 10 marks.

**Unit-V Marker making and draping**

**6H**

Intro of marker making process, layout, spec sheets. Methods of marker making. Introduction of Draping, Fabric particular for garment construction.

**Textbooks:**


1. Garment Technology for Fashion Designers, Gerry Cooklin, Blackwell Science, 2011.
2. Technology of clothing manufacture, Carr & Latham, Wiley Publisher, 2008.
3. Cutting & Sewing Theory, Gayatri Verma & Kapil Dev, Asian Publishers, 2015.


**References:**


1. Pattern making made easy - Gillian Holman Batsford Ltd 2013.
2. Dress making Step by Step, Alison Smith, DK Publisher, 2015.
3. Pattern making for fashion design - H.G. Armstrong, Longman 2015.
4. Metric pattern cutting - Winifred Aldrich, Wiley Publisher 2015.
5. The Sewing Book: Over 300 Step-by-Step Techniques, Alison Smith, Dorling Kindersley, 2018.

**List of Experiments (Expand it if needed):**

1. Demonstration of pattern making process.
2. To study the process of measurement.
3. To make paper pattern for Salwar & its Variation.
4. To make paper pattern for Kurti & its variation.
5. To make paper pattern for Blouse and its variation.
6. To make paper pattern for Sleeve & its variation.
7. To make paper pattern for Cuff & Collar.
8. To study maker making process.

  
Chairperson  
Board of Studies  
Shri Vaishnav Vidyapeeth  
Vishwavidyalaya, Indore

  
Chairperson  
Faculty of Studies  
Shri Vaishnav Vidyapeeth  
Vishwavidyalaya, Indore

  
Controller of Examination  
Shri Vaishnav Vidyapeeth  
Vishwavidyalaya, Indore

  
Joint Registrar  
Shri Vaishnav Vidyapeeth  
Vishwavidyalaya, Indore



**Shri Vaishnav Vidyapeeth Vishwavidyalaya, Indore**  
**Shri Vaishnav Institute of Textile Technology**  
**Choice Based Credit System (CBCS) in Light of NEP-2020**  
**B. Des. in Fashion Design (2023-27)**

COURSE CODE	CATEGORY	COURSE NAME	TEACHING & EVALUATION SCHEME											
			THEORY			PRACTICAL				L	T	P	S	CREDITS
			END SEM University Exam	Two Term Exam	Teachers Assessment *	END SEM University Exam	Teachers Assessment *							
BDFD205	PC	Pattern Construction- I	60	20	20	30	20	2	0	2	2	5		


**Legends:** L - Lecture; T - Tutorial/Teacher Guided Student Activity; P – Practical; C – Credit; S - Studio.


\***Teacher Assessment** shall be based following components: Quiz/Assignment/ Project/Participation in Class, given that no component shall exceed more than 10 marks.


9. To study fabric particulars for garment construction.
10. To study Size chart for Women dress.

**Studio work**

1. To create various blouse patterns
2. To prepare paper patterns for salwar
3. To produce different collars for women garments

  
Chairperson  
Board of Studies  
Shri Vaishnav Vidyapeeth  
Vishwavidyalaya, Indore

  
Chairperson  
Faculty of Studies  
Shri Vaishnav Vidyapeeth  
Vishwavidyalaya, Indore

  
Controller of Examination  
Shri Vaishnav Vidyapeeth  
Vishwavidyalaya, Indore

  
Joint Registrar  
Shri Vaishnav Vidyapeeth  
Vishwavidyalaya, Indore



**Shri Vaishnav Vidyapeeth Vishwavidyalaya, Indore**  
**Shri Vaishnav Institute of Textile Technology**  
**Choice Based Credit System (CBCS) in Light of NEP-2020**  
**B. Des. in Fashion Design (2023-27)**

COURSE CODE	CATEGORY	COURSE NAME	TEACHING & EVALUATION SCHEME									
			THEORY			PRACTICAL		L	T	P	S	CREDITS
			END SEM University Exam	Two Term Exam	Teachers Assessment *	END SEM University Exam	Teachers Assessment *					
BDFD206	PC	Garment Construction (Women's wear)	-	-	-	30	20	0	0	2	2	3

**Legends:** L - Lecture; T - Tutorial/Teacher Guided Student Activity; P – Practical; C – Credit; S - Studio.  
**\*Teacher Assessment** shall be based following components: Quiz/Assignment/ Project/Participation in Class, given that no component shall exceed more than 10 marks.

**Course Educational Objectives (CEOs):**

1. To know the procedure of garment construction for women.
2. To develop the various dress for women.
3. To evaluate and analyze the garment components for dress making.


**Course Outcomes (COs):**


After completion of this course the students will be able


1. To understand the process of garment making.
2. To apply knowledge & skills in women's dress making.
3. To understand the various garment components for dress making.
4. To develop complete dresses for women.
5. To develop garment finishing and pressing process.


**List of Experiments (Expand it if needed):**

1. To study garment construction process
2. To study different types of fabric cutting equipment
3. To prepare garment patterns for women dress (Salvar, Kurti, Gown, Blouse)
4. To study different neckline & its variation with attachment on garment block (Round, Square, Curved etc.)
5. To study different Collars, Yokes & their variation with attachment on garment block (Peterpan, Straights, Short etc.)
6. To study different types of Sleeve & its variation with attachment on garment block (Puff, Bell, Bishop etc.)
7. To study Placket and Pockets
8. To study Cuff & its attachment on dress
9. To study garment finishing process
10. To study garment pressing process

  
Chairperson  
Board of Studies  
Shri Vaishnav Vidyapeeth  
Vishwavidyalaya, Indore

  
Chairperson  
Faculty of Studies  
Shri Vaishnav Vidyapeeth  
Vishwavidyalaya, Indore

  
Controller of Examination  
Shri Vaishnav Vidyapeeth  
Vishwavidyalaya, Indore

  
Joint Registrar  
Shri Vaishnav Vidyapeeth  
Vishwavidyalaya, Indore



**Shri Vaishnav Vidyapeeth Vishwavidyalaya, Indore**  
**Shri Vaishnav Institute of Textile Technology**  
**Choice Based Credit System (CBCS) in Light of NEP-2020**  
**B. Des. in Fashion Design (2023-27)**

COURSE CODE	CATEGORY	COURSE NAME	TEACHING & EVALUATION SCHEME									
			THEORY			PRACTICAL		L	T	P	S	CREDITS
			END SEM University Exam	Two Term Exam	Teachers Assessment *	END SEM University Exam	Teachers Assessment *					
BDFD206	PC	Garment Construction (Women's wear)	-	-	-	30	20	0	0	2	2	3


**Legends:** L - Lecture; T - Tutorial/Teacher Guided Student Activity; P – Practical; C – Credit; S - Studio.  
**\*Teacher Assessment** shall be based following components: Quiz/Assignment/ Project/Participation in Class, given that no component shall exceed more than 10 marks.


**Studio Work:**


1. Develop Ethnic wear for Women.
2. Develop Causal wear for Women.
3. Develop salver set.

**Suggested Books:**

1. Garment Technology for Fashion Designers, Gerry Cooklin, Blackwell Science, 2011.
2. Technology of clothing manufacture, Carr & Latham, Wiley Publisher, 2008.
3. Cutting & Sewing Theory, Gayatri Verma & Kapil Dev, Asian Publishers, 2015.

  
Chairperson  
Board of Studies  
Shri Vaishnav Vidyapeeth  
Vishwavidyalaya, Indore

  
Chairperson  
Faculty of Studies  
Shri Vaishnav Vidyapeeth  
Vishwavidyalaya, Indore

  
Controller of Examination  
Shri Vaishnav Vidyapeeth  
Vishwavidyalaya, Indore

  
Joint Registrar  
Shri Vaishnav Vidyapeeth  
Vishwavidyalaya, Indore